

RESIDENTIAL MARKET REPORT

Burnaby

March 2025



Burnaby Specialists



Brian Oh PREC*

M.ENG

604 684 8844 · 710
brian@kleingroup.com



Hamed (Med) Jebraeil

604 684 8844 · 717
med@kleingroup.com

About Burnaby

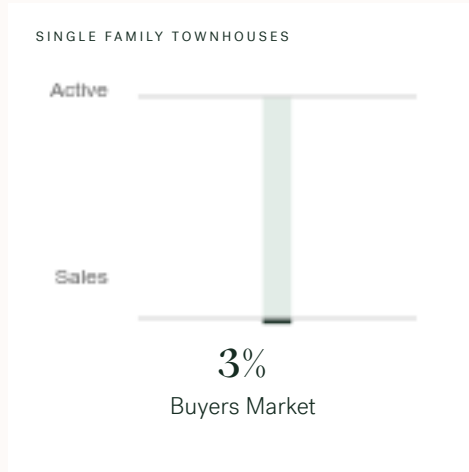
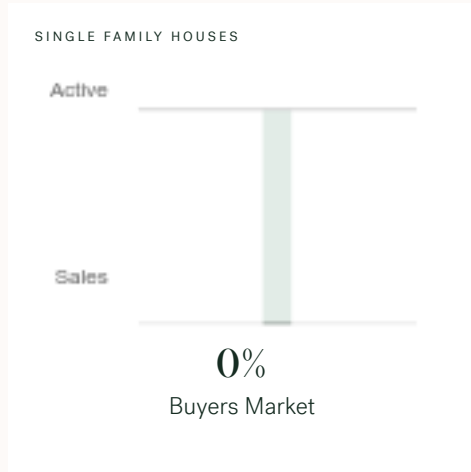
Burnaby is a suburb of Vancouver, bordering New Westminister, Vancouver and Coquitlam, with approximately 270,264 (2022) residents living in a land area of 270,264 (2022) square kilometers. Currently there are homes for sale in Burnaby, with an average price of 1,509,135, an average size of 1,538 sqft, and an average price per square feet of \$981.

Burnaby Neighbourhoods

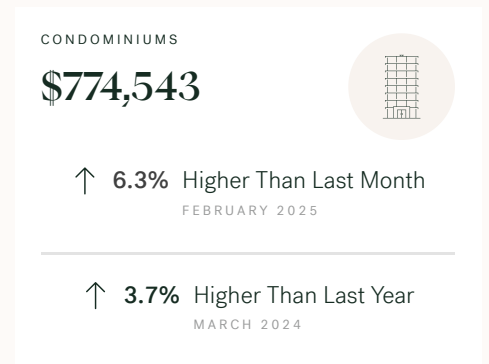
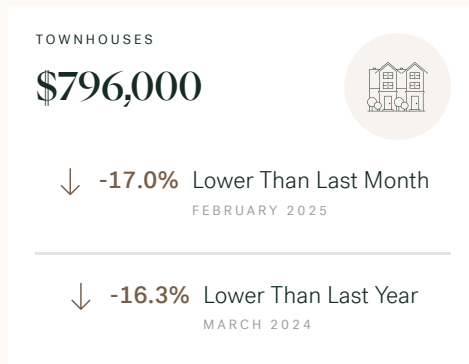
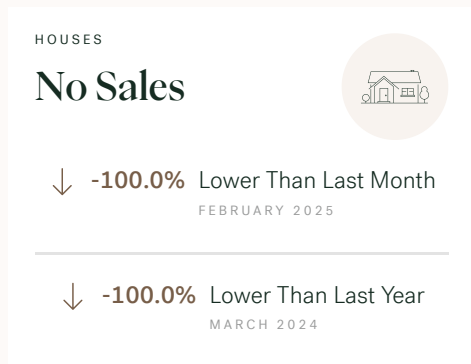
- Big Bend
- Brentwood Park
- Buckingham Heights
- Burnaby Hospital
- Burnaby Lake
- Capitol Hill
- Cariboo
- Central Burnaby
- Central Park
- Deer Lake
- Deer Lake Place
- East Burnaby
- Edmonds
- Forest Hills
- Forglen
- Garden Village
- Government Road
- Greentree Village
- Highgate
- Lake City Industrial Site
- Metrotown
- Montecito
- Oakdale
- Oaklands
- Parkcrest
- Simon Fraser Hills
- Simon Fraser University
- South Slope
- Sperling-Duthie
- Sullivan Heights
- Suncrest
- The Crest
- Upper Deer Lake
- Vancouver Heights
- Westridge
- Willingdon Heights

March 2025 Burnaby Overview

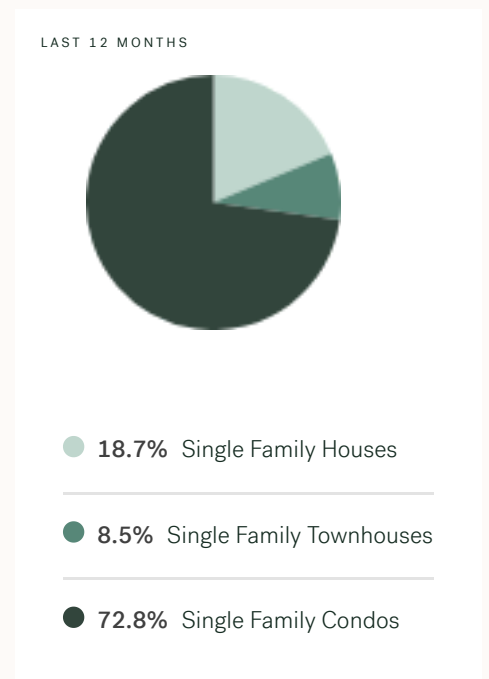
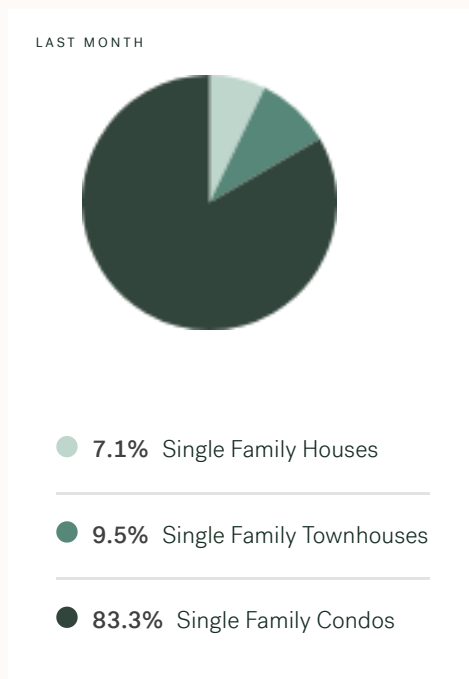
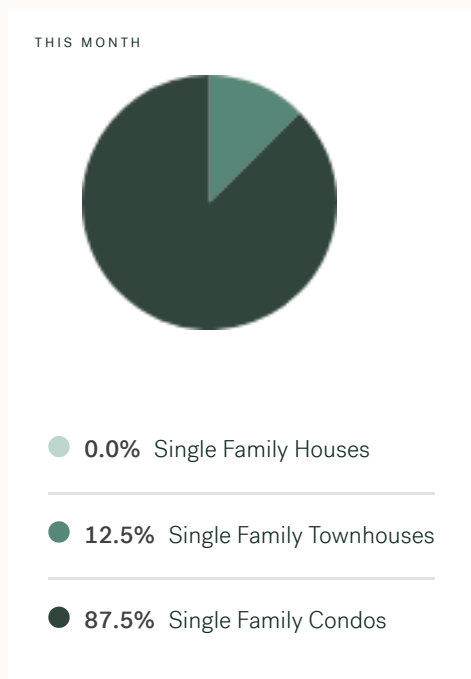
Sales-to-Active Ratio



HPI Benchmark Price (Average Price)



Market Share



Burnaby Single Family Houses

MARCH 2025 - 5 YEAR TREND

Market Status

Buyers Market

Burnaby is currently a **Buyers Market**. This means that **less than 12%** of listings are sold within **30 days**. Buyers may have a **slight advantage** when negotiating prices.



- 0% Of Single Family House Listings Sold IN PAST 30 DAYS
- 92 Active Single Family House Listings IN PAST 30 DAYS
- 0 Single Family House Listings Sold IN PAST 30 DAYS

Summary of Sales Price Change



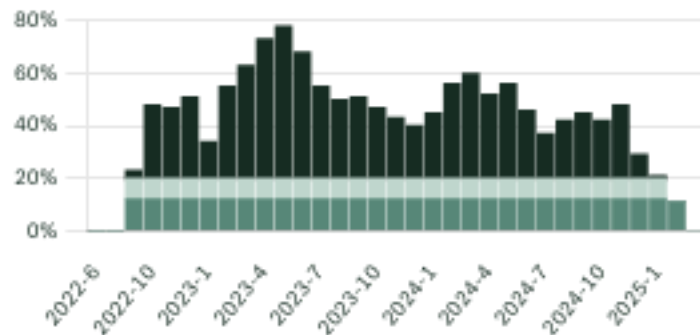
Summary of Sales Volume Change



Sales Price



Sales-to-Active Ratio



Number of Transactions



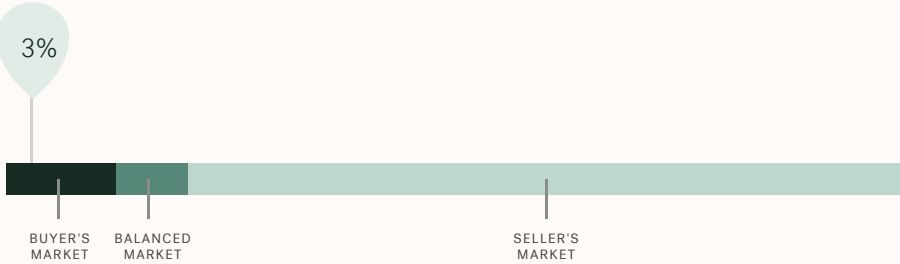
Burnaby Single Family Townhomes

MARCH 2025 - 5 YEAR TREND

Market Status

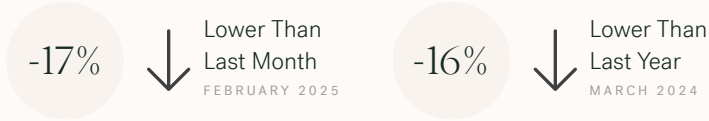
Buyers Market

Burnaby is currently a **Buyers Market**. This means that **less than 12%** of listings are sold within **30 days**. Buyers may have a **slight advantage** when negotiating prices.

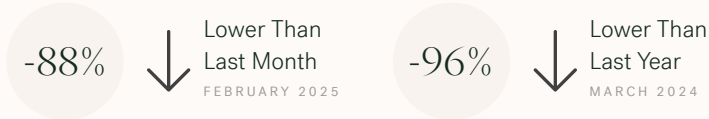


- 3% Of Single Family Townhouse Listings Sold IN PAST 30 DAYS
- 39 Active Single Family Townhouse Listings IN PAST 30 DAYS
- 1 Single Family Townhouse Listings Sold IN PAST 30 DAYS

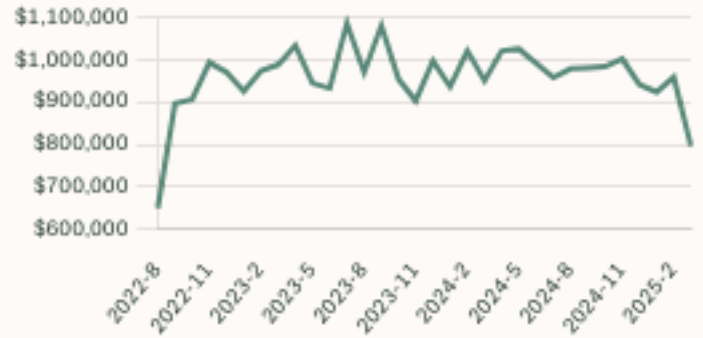
Summary of Sales Price Change



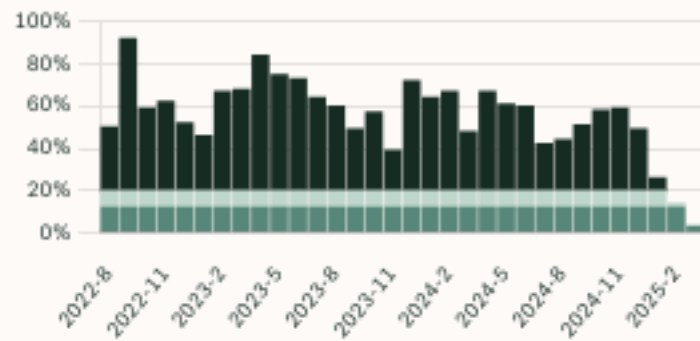
Summary of Sales Volume Change



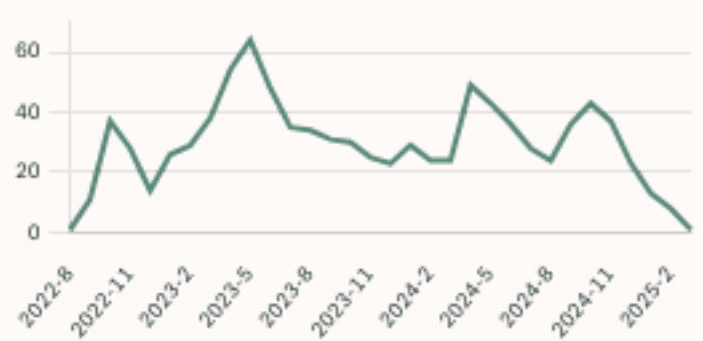
Sales Price



Sales-to-Active Ratio



Number of Transactions



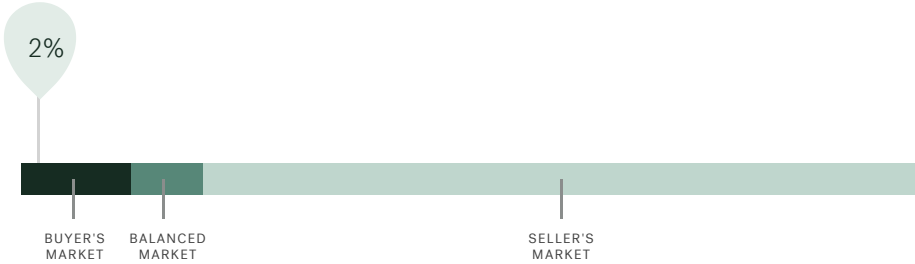
Burnaby Single Family Condos

MARCH 2025 - 5 YEAR TREND

Market Status

Buyers Market

Burnaby is currently a **Buyers Market**. This means that **less than 12%** of listings are sold within **30 days**. Buyers may have a **slight advantage** when negotiating prices.



- 2% Of Single Family Condo Listings Sold IN PAST 30 DAYS
- 320 Active Single Family Condo Listings IN PAST 30 DAYS
- 7 Single Family Condo Listings Sold IN PAST 30 DAYS

Summary of Sales Price Change

- 6% Higher Than Last Month FEBRUARY 2025
- 4% Higher Than Last Year MARCH 2024

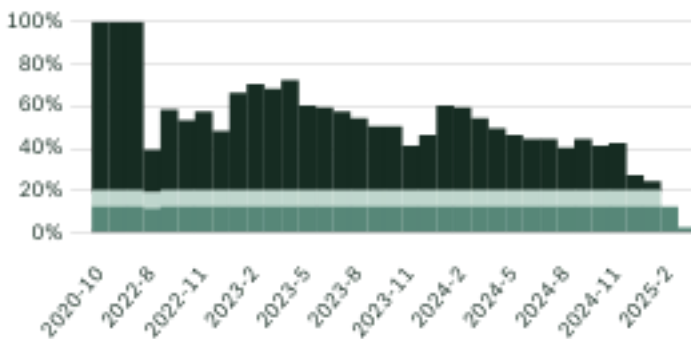
Summary of Sales Volume Change

- 90% Lower Than Last Month FEBRUARY 2025
- 97% Lower Than Last Year MARCH 2024

Sales Price



Sales-to-Active Ratio



Number of Transactions



Stay Intelligent. Join our newsletter.

Subscribe

Get first access to our public and non-public offerings, foreclosures, new projects and other developments.

kleinresidential.ca

KLEIN 

Klein Group

Residential
Commercial
Pre-Sale
Property Management

Klein Group

O 604 684 8844
T 866 352 9311
F 1 855 684 8844

201 - 2468 Scotia Street
Vancouver, BC
Canada V5T 1W5

Brokerage



Royal LePage Westside
Klein Group